

REPORT

CESBA

ADULT HIGH SCHOOL EDUCATION



DATE 2020-03-05

PROJECT NUMBER 82801_001



A person wearing a light blue button-down shirt is seated at a desk, writing in an open notebook with an orange pen. Their left hand, adorned with a pink wristband, rests on the notebook. A laptop is open to the right. The background shows a bookshelf filled with books. A semi-transparent grey banner is positioned across the lower half of the image.

METHODOLOGY

METHODOLOGY

QUANTITATIVE RESEARCH INSTRUMENT



An online survey.



400 Ontarians, 22+, who went back to school to get their high school diploma.



Completed between August 7 and 15, 2019, using Leger's online panel.



The margin of error for this study was +/-4.9%, 19 times out of 20.

ABOUT LEGER'S ONLINE PANEL

Leger's online panel has approximately 400,000 members nationally and has a retention rate of 90%.

QUALITY CONTROL

Stringent quality assurance measures allow Leger to achieve the high-quality standards set by the company. As a result, its methods of data collection and storage outperform the norms set by WAPOR (The World Association for Public Opinion Research). These measures are applied at every stage of the project: from data collection to processing, through to analysis. We aim to answer our clients' needs with honesty, total confidentiality, and integrity.



KEY FINDINGS

KEY FINDINGS

MOST FINISHED BY AGE 35

- For adults 22 and older who returned to high school, 70% completed their high school diploma before they were 35, the average age being approximately 32.

LOTS OF REASONS TO RETURN

- There are plenty of reasons to go back to complete their schooling, including the desire to continue on to post-secondary or to get into an apprenticeship program (38%). For about half, it was about bettering their job prospects or keeping the one they already had. For one-third, they just felt it was necessary to feel more confident about themselves.

IT'S ALL ABOUT THE TIMING

- For more than half the graduates (56%), it was “just time” to finish what they started. Two-in-ten discovered that completing high school was not the time-consuming effort they thought it would be and the same amount reported that their family situation changed allowing them to dedicate the time to going back to school.

SAW POSITIVE CHANGES

- Eight-in-ten saw at least one positive change after graduating. Nearly half either got a job, a better job, or kept their current job. Nearly four-in-ten (37%) enrolled in a college/university or got into an apprenticeship program. One-third felt more confident about themselves. Only 17% said that nothing really changed after completing their diploma.

TOOK ADVANTAGE OF CREDITS BASED ON LIFE OR WORK

- Overall, half received high school credits based on either an assessment test, or past work/life experience. Before they decided to return to high school, four-in-ten (41%) knew they could receive credits this way (65% of them receiving at least one credit), while half (52%) had no idea. Nearly two-in-ten (17%) were unaware of the ability to receive credits but ended up getting some anyway.

IT TOOK LESS THAN A YEAR TO COMPLETE

- Most graduates needed fewer than 6 credits to complete their high school diploma, and 74% took less than a year to do so (29% did it in under 6 months). For those who needed more credits, the average was just about two years to finish and graduate.

SOME KNEW OF OTHERS WHO HAD GONE BACK TO HIGH SCHOOL AS AN ADULT

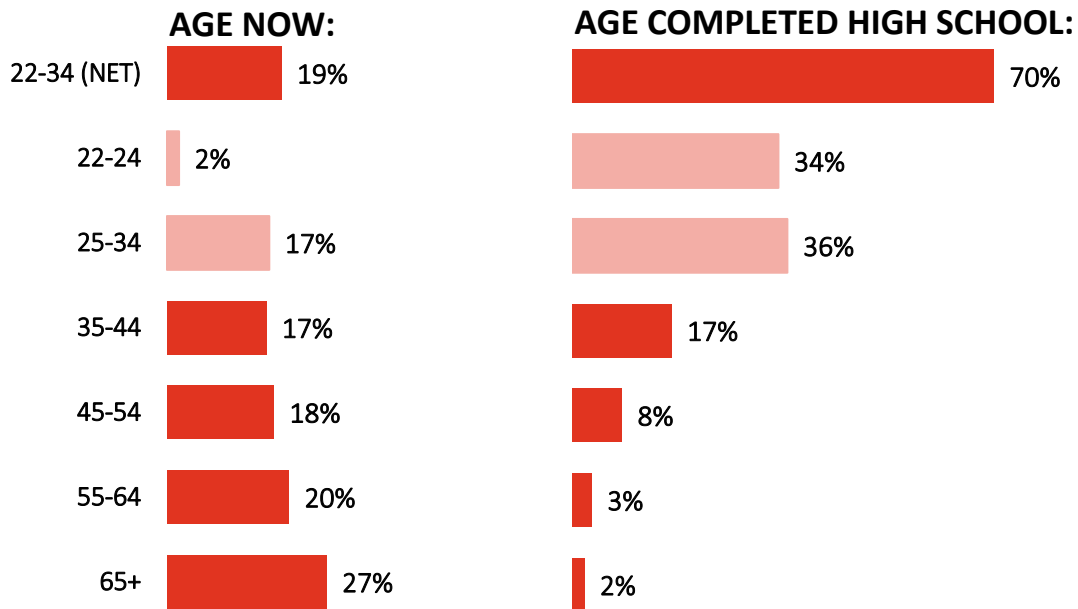
- Four-in-ten (38%) said they knew someone else who had gone back to high school as an adult, most of whom are younger (under 45) and also aware that they could receive high school credits towards their diploma based on work/life experience or through an assessment test (50%).



DETAILED RESULTS

SEVEN-IN-TEN WHO RETURNED TO HIGH SCHOOL AS ADULTS GRADUATED BEFORE THE AGE OF 35.

While these high school graduates come from a wide range of age groups, 70% completed their high school diploma before they were 35, the average age being approximately 32 years of age. As a result, 69% of these respondents graduated 11 or more years ago. Residents of the GTA are more likely to have completed their high school diploma between the ages of 22-24 (48% vs. 25% other regions of Ontario).



31.7

Mean age for completing high school diploma.

8%

completed their high school diploma within the last year.

12%

completed their high school diploma within the last 1-5 years.

12%

completed their high school diploma within the last 6-10 years.

69%

completed their high school diploma 11+ years ago.

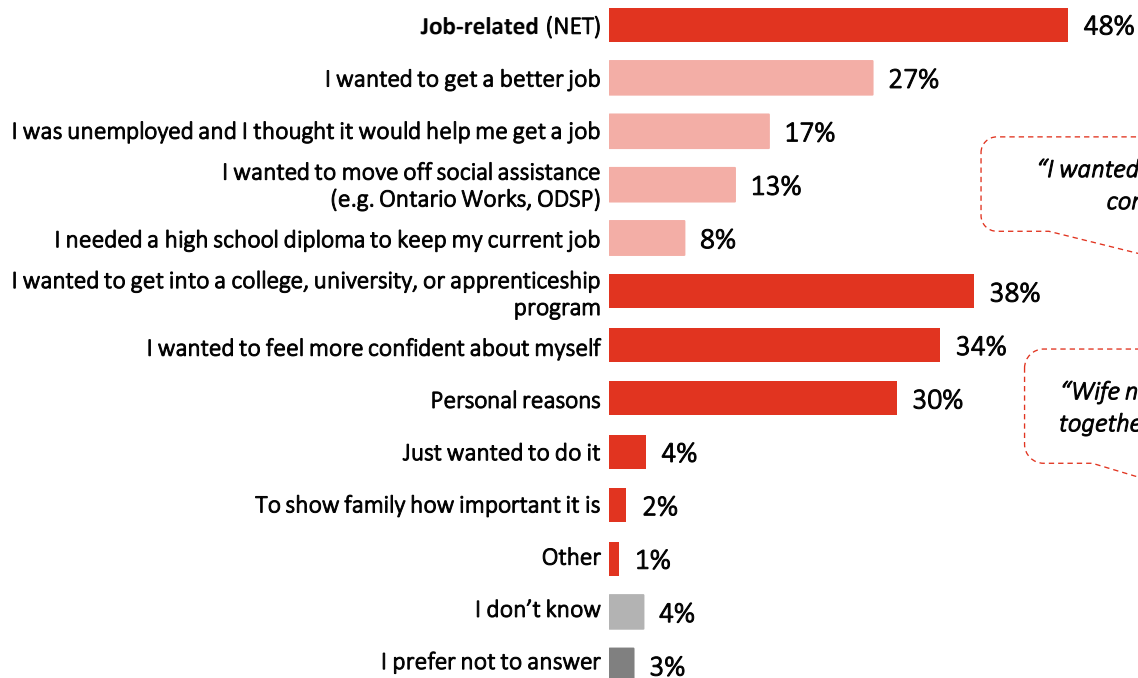
0002 How old are you? Base: All (n=400).

0003 At what age did you complete your high school diploma? Base: All (n=400).

HALF RETURNED TO HIGH SCHOOL FOR EITHER JOB-RELATED REASONS, TO GET OR KEEP A JOB, OR TO GET A *BETTER* JOB.

Graduates mention a number of reasons for having gone back to high school, such as the desire to further their education by getting into college, university, or an apprenticeship program (38%), and the need to feel more confident about themselves (34%). For many, though, it was about a job (48%) – either getting one (17%), keeping one (8%), or getting a better one (27%). Others wished to move off social assistance (13%).

REASONS FOR RETURNING FOR HS DIPLOMA



94%

had at least one reason for returning to get their high school diploma.

"I wanted the satisfaction of completing it."

"I wanted my grandchildren to see the importance. It's never too late."

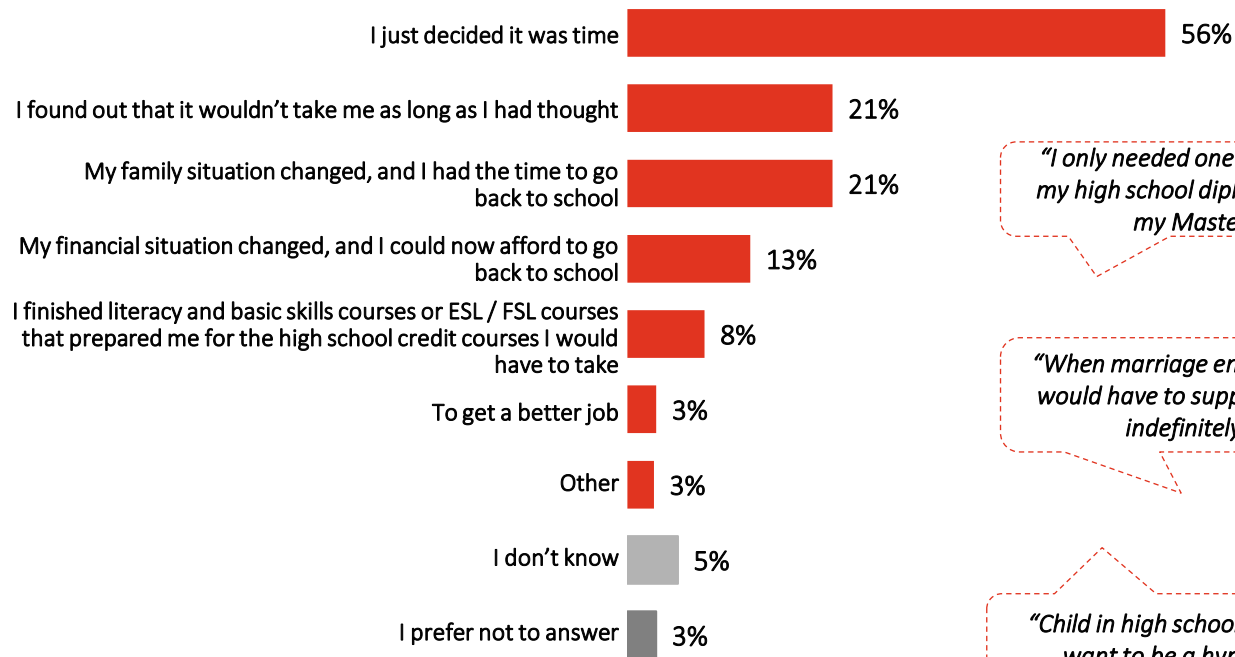
"Wife needed hers too, we did it together, and I wanted it done."

"I wanted to prove my mother wrong. I am smart and I am valuable."

MORE THAN HALF THOUGHT IT WAS 'JUST TIME' TO RETURN TO COMPLETE THEIR HIGH SCHOOL DIPLOMA.

For about half the graduates (56%), it was "just time"; for others, it was finding out that it really wouldn't take them as much time as they had thought or realizing that they now had time to do so (21% each). For 13%, their financial situation changed enough for them to afford to go back to school.

CHANGES THAT PROMPTED RETURN TO SCHOOL



92%

had at least one change that prompted them to return to complete their diploma.

"I only needed one credit to get my high school diploma and got my Masters."

"The Military would pay for all my education upgrades providing I passed all the courses."

"When marriage ended knew I would have to support myself indefinitely."

"There was help for my learning disabilities."

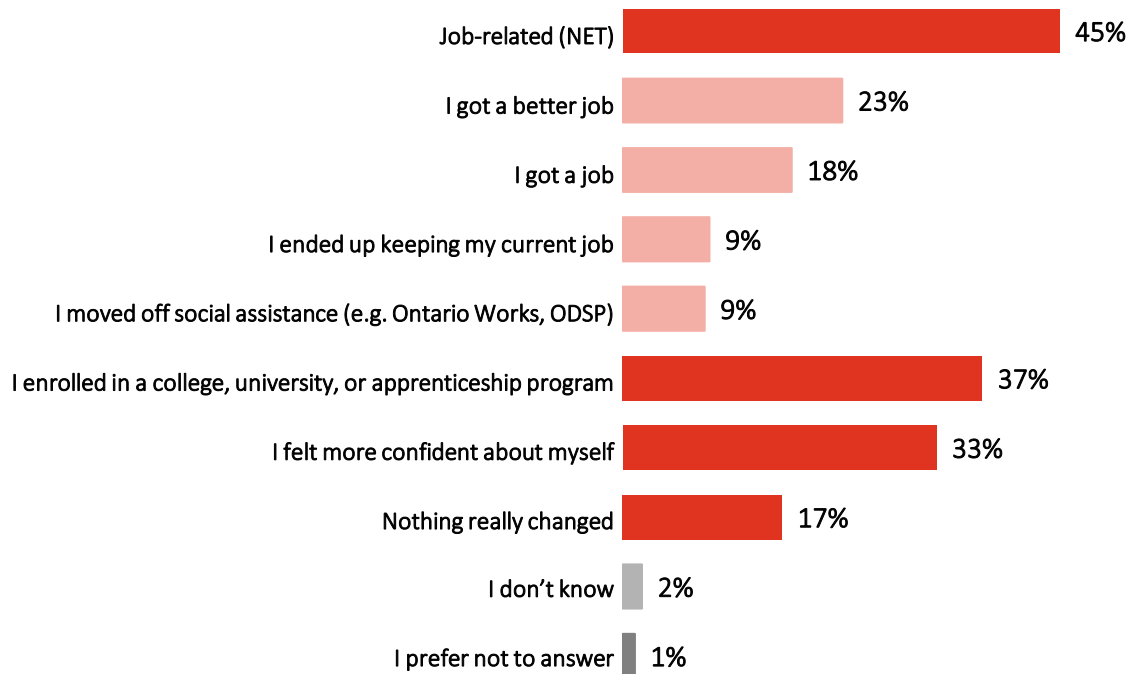
"I went to prison."

"Child in high school and didn't want to be a hypocrite."

MOST SAW SOME LIFE CHANGES AFTER COMPLETING THEIR HIGH SCHOOL DIPLOMA, BE IT A JOB OR FURTHER SCHOOLING.

After graduating, many (37%) went on to college, university, or an apprenticeship program. Others either got a job (18%), got a *better* job (23%), kept their current job (9%), or got off social assistance (9%). Only 17% said that nothing really changed for them.

CHANGES AFTER FINISHING HS DIPLOMA



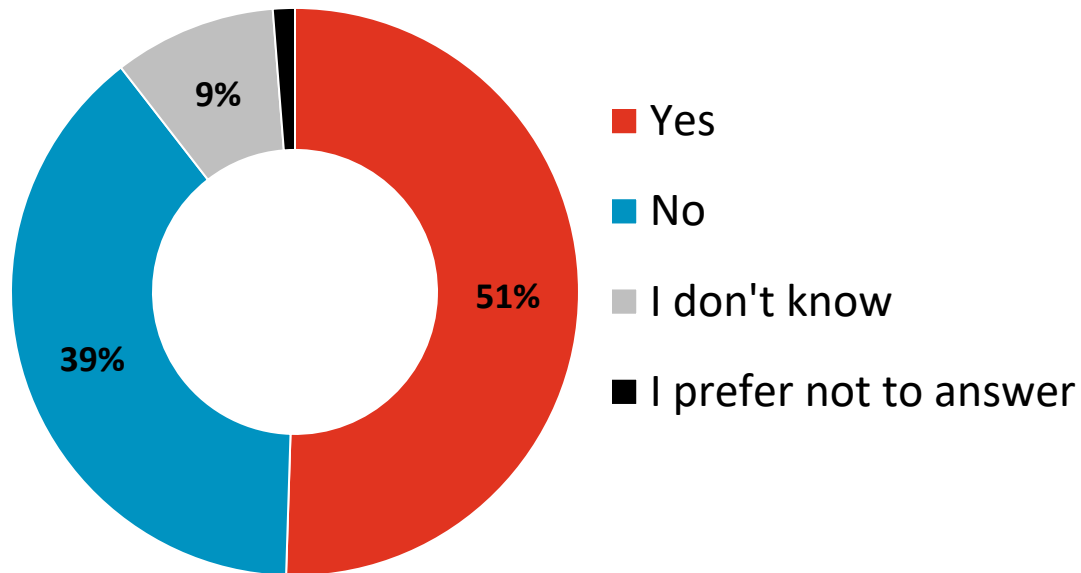
80%

saw at least one change after completing their high school diploma.

HALF RECEIVED HIGH SCHOOL CREDITS BASED ON LIFE/WORK EXPERIENCE OR THROUGH AN ASSESSMENT TEST.

About half (51%) received high school credits based on either an assessment test or past work/life experience. Those who received these credits were more likely to know someone else who returned to high school as an adult (65% vs. 44% who did not know anyone like that).

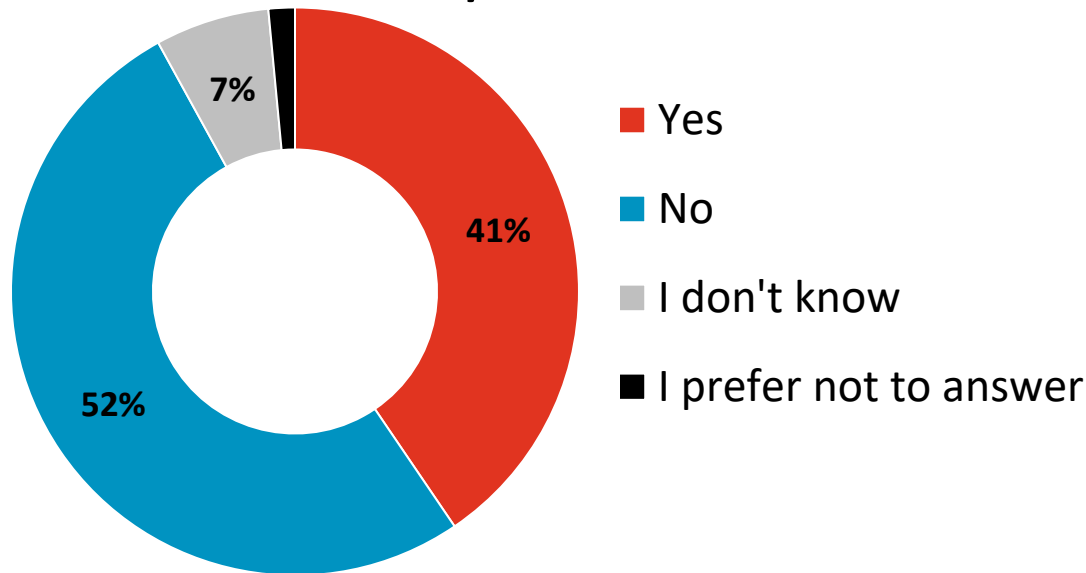
ANY CREDITS BASED ON LIFE/WORK EXPERIENCE



ONLY FOUR-IN-TEN KNEW THEY COULD RECEIVE HS CREDITS FOR LIFE/WORK EXPERIENCE OR THROUGH A TEST.

Before they decided to return to high school, four-in-ten (41%) knew they could receive credits based on either an assessment test, or past work/life experience, while half (52%) did not. Of those who were aware of this fact, 65% received at least one credit this way. Those who knew someone who had returned to high school as an adult are significantly more likely to have been aware that they could receive credits (61% vs. 29% who did not know anyone like that), as well as those who have children of their own at home (52% vs. 36% no children).

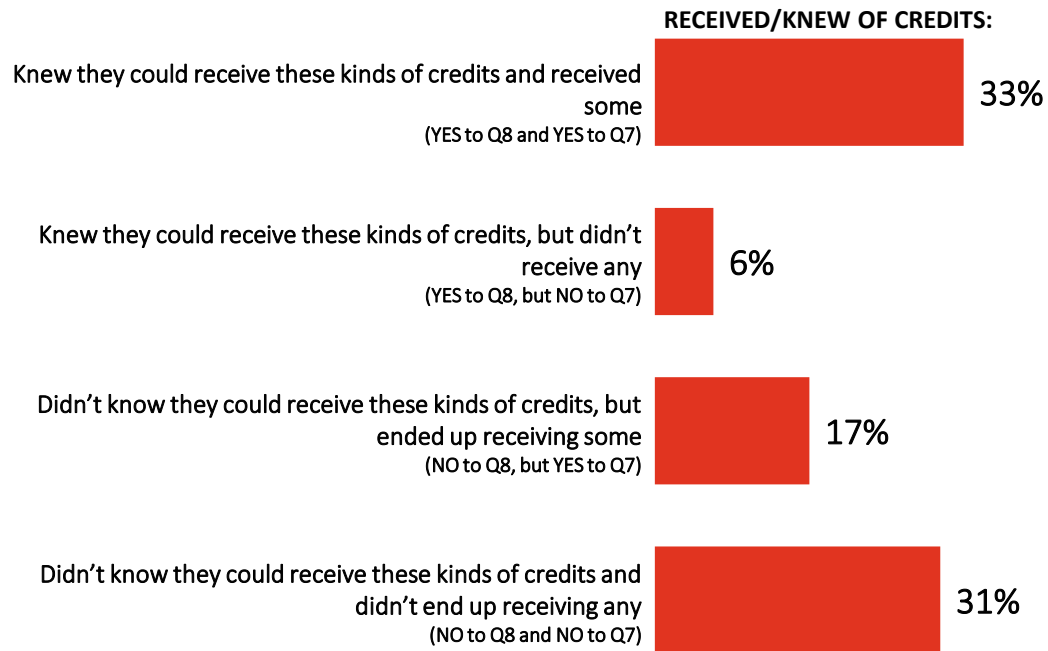
AWARENESS OF CREDITS FOR LIFE/WORK EXPERIENCE



0008 Before you decided to go back to high school as an adult, did you know that you could receive high school credits for your past life experience, past work experience, or through an assessment test? Base: All (n=400).

ONE-THIRD WERE AWARE OF THE CREDIT PROGRAM FOR WORK/LIFE EXPERIENCE, AND ALSO RECEIVED SOME.

One-third (33%) knew they could receive credits for work/life experience or through assessment tests, and also received some; 17% were unaware of the ability to receive credits but ended up getting some anyway. Few (6%) were aware they could get the credits but did not receive any. Three-in-ten (31%) were neither aware of nor the recipient of these credits.



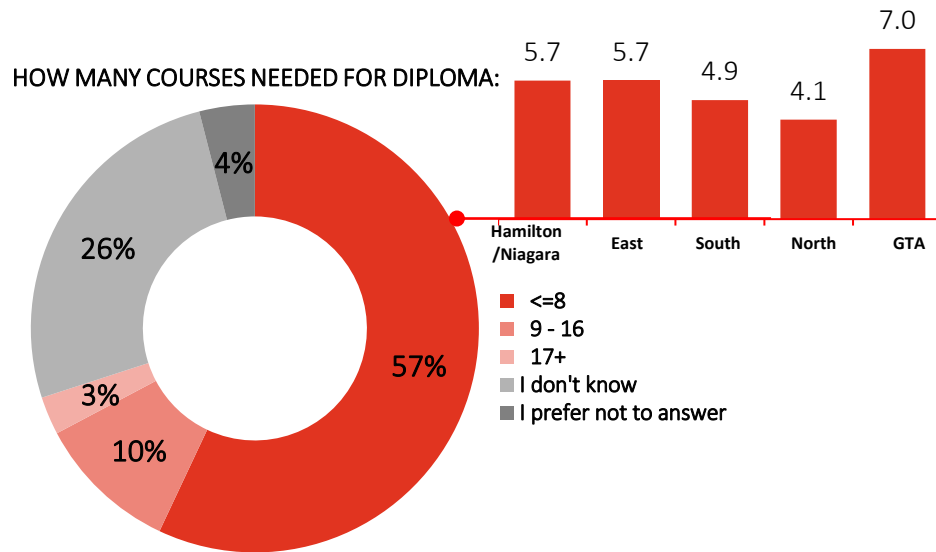
0007 Did you receive any high school credits based on your past life experience, past work experience, or through an assessment test? Base: All (n=400).

0008 Before you decided to go back to high school as an adult, did you know that you could receive high school credits for your past life experience, past work experience, or through an assessment test? Base: All (n=400).

ADULTS RETURNING TO HS NEEDED AN AVERAGE OF SIX CREDITS, MOST GRADUATING IN LESS THAN A YEAR.

It took three-quarters of adult high school graduates (74%) less than a year to finish their diploma once they re-enrolled. Others took longer, so the average length of time to complete their diploma was about two years. Those in the GTA needed approximately 7 credits compared to 4 credits in northern Ontario and 5 in southern Ontario.

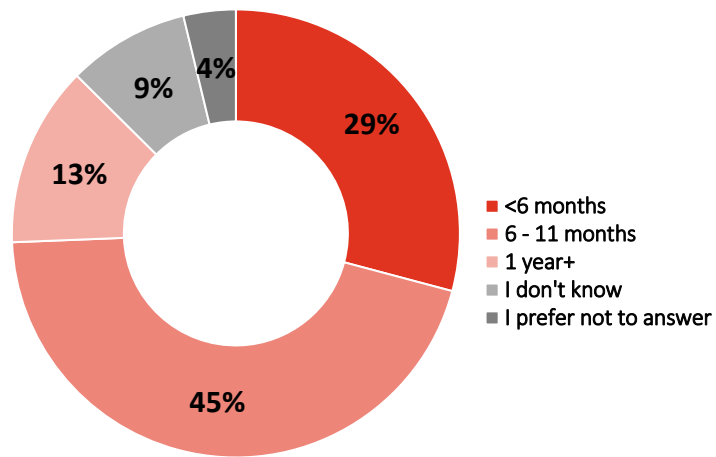
AVERAGE NUMBER OF CREDITS NEEDED (REGION)



The average # of credits needed was:

5.8

HOW LONG TO FINISH DIPLOMA:



If took >1 year, the average length of time was:

2.1 years

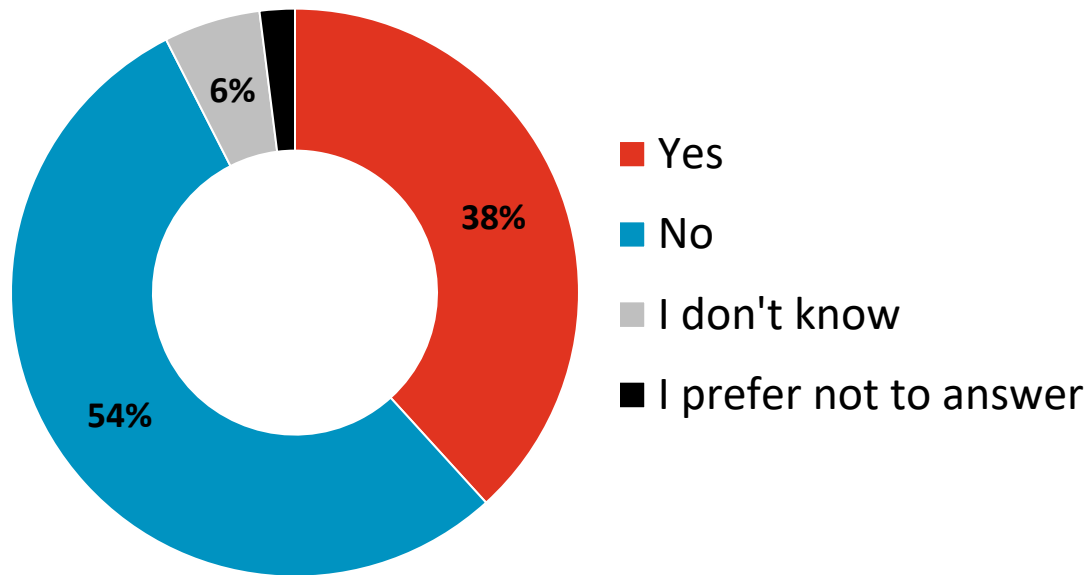
0009 How many high school courses did you have to take to complete your high school diploma?

0011 How long did it take you to finish your high school diploma from the time you first enrolled as an adult? Base: All (n=397).

FOUR-IN-TEN ADULTS WHO RETURNED TO HIGH SCHOOL SAY THEY KNEW SOMEONE WHO ALSO RETURNED AS AN ADULT.

Prior to re-enrolling, over half (54%) did not know anyone else who had gone back to high school as an adult. Those who did (38%), were more likely to be younger (54% of those aged 18-44 vs. 30% those 45+), men (43% vs. 33% women), and those who knew they could receive credits for life/work experience (50%) and who received those credits when returning to high school (57%).

KNOW ANY OTHER ADULT WHO RETURNED TO HIGH SCHOOL



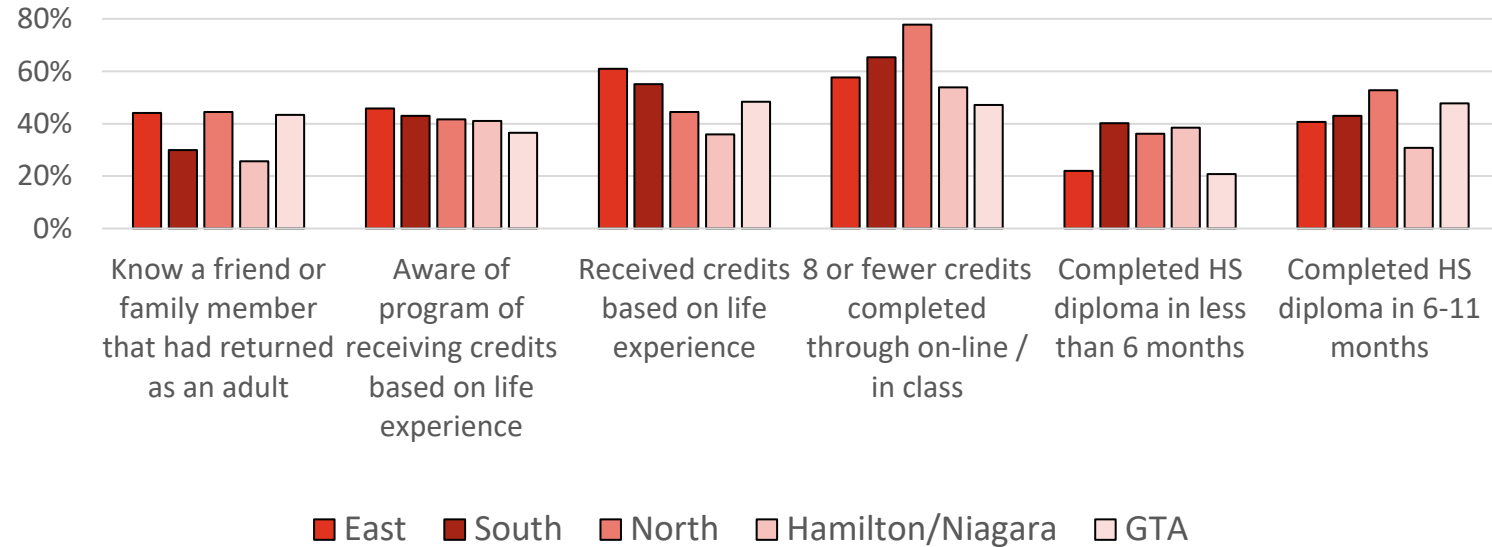
10 Before you decided to go back to high school as an adult, did you know anyone else (e.g. a friend, a family member, a colleague, etc.) who had gone back to high school as an adult?

Base: All (n=400).



REGIONAL ANALYSIS

IN ALL REGIONS EXCEPT THE GTA OVER 50% OF STUDENTS COMPLETED EIGHT OR FEWER CREDITS ON-LINE / IN-PERSON CREDITS TO OBTAIN THEIR HS DIPLOMA.



■ East ■ South ■ North ■ Hamilton/Niagara ■ GTA

0010 Before you decided to go back to high school as an adult, did you know anyone else (e.g. a friend, a family member, a colleague, etc.) that had gone back to high school as an adult?

0008 Before you decided to go back to high school as an adult, did you know that you could receive high school credits for your past life experience, past work experience, or through an assessment test?

0007 Did you receive any high school credits based on your past life experience, past work experience, or through an assessment test?

0009 How many high school courses did you have to take to complete your high school diploma? Please include those you took in-class and those that you completed through e-learning or on-line, but do not include any credits you received based on your past life experience, past work experience, or any assessment tests.

0011 How long did it take you to finish your high school diploma from the time you first enrolled as an adult?

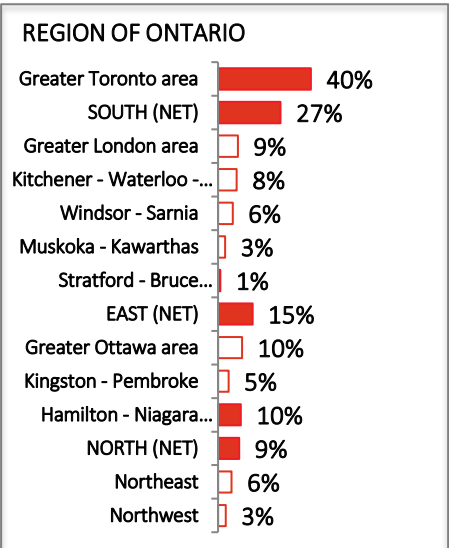
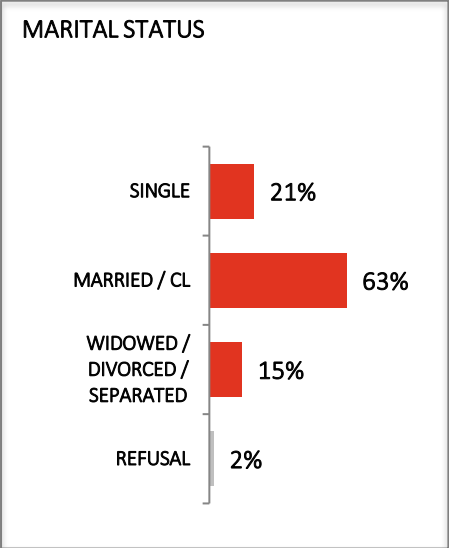
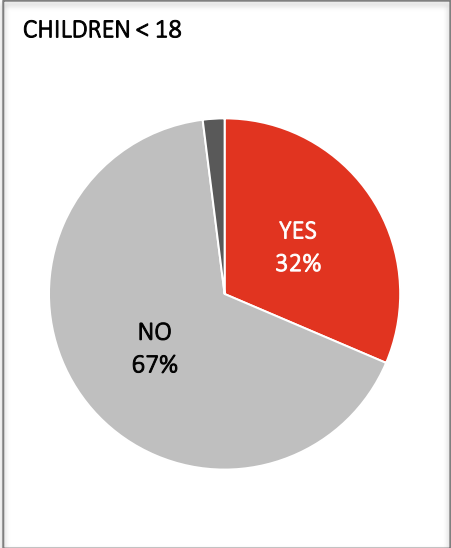
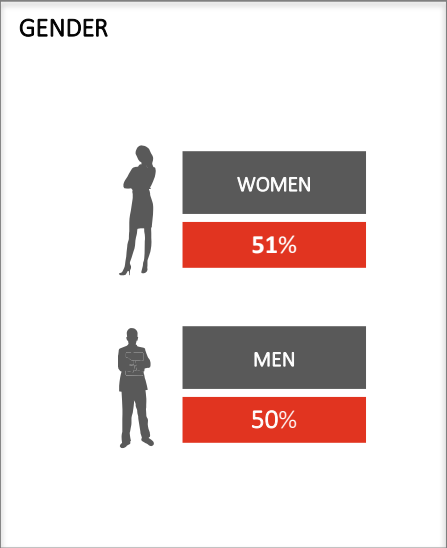
See slide 20 for regional details.



RESPONDENT PROFILE

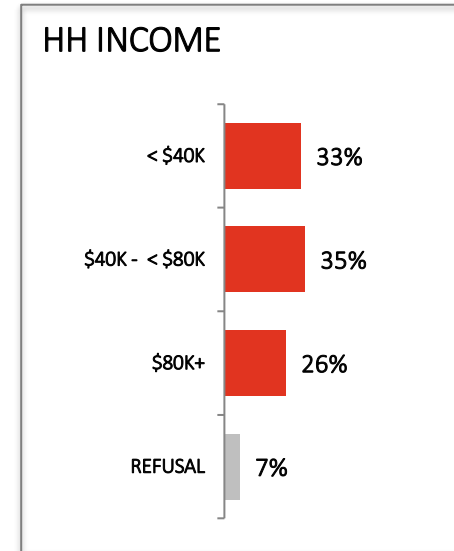
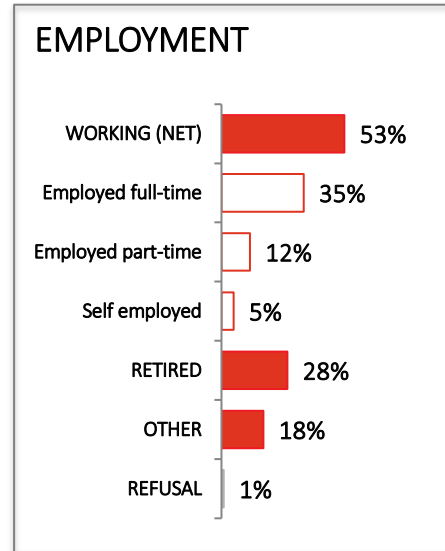
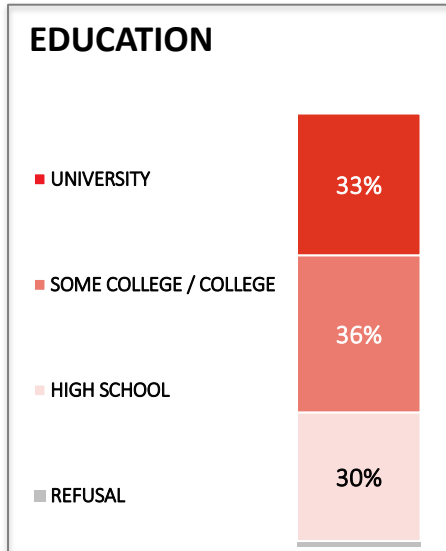
RESPONDENT PROFILE

Base: All (n=400).



RESPONDENT PROFILE

Base: All (n=400).





For more information, visit www.cesba.com or contact Hillary Arnold, project manager, at harnold@cesba.com